




# Information Seeking Behavior of Undergraduate Education Majors

<b>1. I enjoy researching.</b>						
	<b>Very Much Disagree</b>	<b>Somewhat Disagree</b>	<b>Somewhat Agree</b>	<b>Very Much Agree</b>	<b>Rating Average</b>	<b>Response Count</b>
Select the choice that best describes your opinion.	5.0% (10)	21.5% (43)	<b>62.0% (124)</b>	11.5% (23)	2.80	200
	<i>answered question</i>					<b>200</b>
	<i>skipped question</i>					<b>0</b>





<b>2. I think the library's resources are hard to use.</b>						
	<b>Very Much Disagree</b>	<b>Somewhat Disagree</b>	<b>Somewhat Agree</b>	<b>Very Much Agree</b>	<b>Rating Average</b>	<b>Response Count</b>
Select the choice that best describes your opinion.	43.5% (87)	<b>45.0% (90)</b>	11.0% (22)	0.5% (1)	1.69	200
	<i>answered question</i>					<b>200</b>
	<i>skipped question</i>					<b>0</b>

<b>3. I am more comfortable using the Internet than the library's resources.</b>						
	<b>Very Much Disagree</b>	<b>Somewhat Disagree</b>	<b>Somewhat Agree</b>	<b>Very Much Agree</b>	<b>Rating Average</b>	<b>Response Count</b>
Select the choice that best describes your opinion.	2.5% (5)	20.1% (40)	<b>53.8% (107)</b>	23.6% (47)	2.98	199
	<i>answered question</i>					<b>199</b>
	<i>skipped question</i>					<b>1</b>

**4. If you were researching a topic for a CLASS project like a paper or presentation, where would you find MOST of your information?**

		Response Percent	Response Count
On the Internet		72.0%	144
Using Library Resources		27.5%	55
Asking Friends		0.5%	1
Asking Experts		0.0%	0
Other		0.0%	0
		<b>answered question</b>	<b>200</b>
		<b>skipped question</b>	<b>0</b>

**5. If you were researching a topic for a PERSONAL reason, where would you find MOST of your information?**

		Response Percent	Response Count
On the Internet		88.0%	176
Using Library Resources		2.5%	5
Asking Friends		6.0%	12
Asking Experts		3.5%	7
Other		0.0%	0
		<b>answered question</b>	<b>200</b>
		<b>skipped question</b>	<b>0</b>





6. On which criteria do you evaluate websites? Check all that apply.

		Response Percent	Response Count
Accuracy		79.0%	158
Authority		52.0%	104
Objectivity		42.0%	84
Currency		46.0%	92
I do not evaluate websites		7.0%	14
		<b>answered question</b>	<b>200</b>
		<b>skipped question</b>	<b>0</b>

7. Which of the following do you think is the most credible source? Check Only One.

		Response Percent	Response Count
Internet Site		2.0%	4
Book		20.0%	40
<b>Academic Journal</b>		<b>59.0%</b>	118
Newspaper or Popular Magazine		1.0%	2
All are Equally Credible		18.0%	36
		<b>answered question</b>	<b>200</b>
		<b>skipped question</b>	<b>0</b>

**8. Which of the following sources do you use most in your research? Check Only One.**

		Response Percent	Response Count
Internet Sites		65.0%	130
Books		8.0%	16
Academic Journals		16.0%	32
Newspapers or Popular Magazines		0.0%	0
I Use all these Sources Equally		11.0%	22
		<i>answered question</i>	<b>200</b>
		<i>skipped question</i>	<b>0</b>

**9. I would use a source because it is convenient to use even though it is not the best source on my topic.**

	Very Much Disagree	Somewhat Disagree	Somewhat Agree	Very Much Agree	Rating Average	Response Count	
Select the choice that best describes your opinion.	17.0% (34)	31.0% (62)	<b>44.0% (88)</b>	8.0% (16)	2.43	200	
						<i>answered question</i>	<b>200</b>
						<i>skipped question</i>	<b>0</b>

**10. I perform a good deal of research for my classes.**

	Very Much Disagree	Somewhat Disagree	Somewhat Agree	Very Much Agree	Rating Average	Response Count	
Select the choice that best describes your opinion.	4.0% (8)	19.0% (38)	<b>43.5% (87)</b>	33.5% (67)	3.07	200	
						<i>answered question</i>	<b>200</b>
						<i>skipped question</i>	<b>0</b>

**11. I am required to write research papers for my classes.**

	Very Much Disagree	Somewhat Disagree	Somewhat Agree	Very Much Agree	Rating Average	Response Count
Select the choice that best describes your opinion.	8.0% (16)	17.0% (34)	<b>40.0% (80)</b>	35.0% (70)	3.02	200
<i>answered question</i>						<b>200</b>
<i>skipped question</i>						<b>0</b>







**12. What is your UCF student status?**

		Response Percent	Response Count
Freshman		1.0%	2
Sophomore		6.5%	13
<b>Junior</b>		<b>64.5%</b>	129
Senior		28.5%	57
<i>answered question</i>			<b>200</b>
<i>skipped question</i>			<b>0</b>

**13. On average, how many hours a day do you spend on the Internet?**

		Response Percent	Response Count
0		1.5%	3
<b>1-3</b>		<b>58.5%</b>	117
4-6		32.0%	64
7 or More		8.5%	17
<i>answered question</i>			<b>200</b>
<i>skipped question</i>			<b>0</b>

**14. Not counting CMC tours, how many library instruction sessions have you attended?**

		Response Percent	Response Count
0		30.5%	61
1		27.0%	54
2		25.0%	50
3		11.5%	23
4		2.0%	4
5 or More		4.5%	9
		<i>answered question</i>	<b>200</b>
		<i>skipped question</i>	<b>0</b>